




AMERICAN ACADEMY OF
FAMILY PHYSICIANS
STRONG MEDICINE FOR AMERICA

THINK YOUR DRINK!

When it comes to NUTRITION, not all drinks are created equal!




MILK LOWFAT 1%

Calories 100

	% Daily Value
Total Fat	4%
Total Carbohydrates	4%
Protein	16%
Vitamin A	10%
Vitamin C	2%
Vitamin D	25%
Calcium	30%

Serving Size: 8 ounces




CHOCOLATE MILK LOWFAT 1%

Calories 160

	% Daily Value
Total Fat	4%
Total Carbohydrates (includes 4 tsp added sugar)	10%
Protein	16%
Vitamin A	10%
Vitamin C	2%
Vitamin D	25%
Calcium	30%

Serving Size: 8 ounces




100% ORANGE JUICE

Calories 110

	% Daily Value
Total Fat	0%
Total Carbohydrates	8%
Protein	0%
Vitamin A	2%
Vitamin C	150%
Vitamin D	0%
Calcium	2%

Serving Size: 8 ounces



FRUIT PUNCH

Calories 130

	% Daily Value
Total Fat	0%
Total Carbohydrates (includes 6 1/4 tsp added sugar)	11%
Protein	0%
Vitamin A	0%
Vitamin C	0%
Vitamin D	0%
Calcium	0%

Serving Size: 8 1/2 ounces



COLA

Calories 150

	% Daily Value
Total Fat	0%
Total Carbohydrates (includes 9 tsp added sugar)	14%
Protein	0%
Vitamin A	0%
Vitamin C	0%
Vitamin D	0%
Calcium	0%

Serving Size: 12 ounces



DIET COLA

Calories 0

	% Daily Value
Total Fat	0%
Total Carbohydrates	0%
Protein	0%
Vitamin A	0%
Vitamin C	0%
Vitamin D	0%
Calcium	0%

Serving Size: 12 ounces



BOTTLED WATER

Calories 0

	% Daily Value
Total Fat	0%
Total Carbohydrates	0%
Protein	0%
Vitamin A	0%
Vitamin C	0%
Vitamin D	0%
Calcium	0%

Serving Size: 8 ounces



SPORTS DRINK

Calories 50

	% Daily Value
Total Fat	0%
Total Carbohydrates	5%
Protein	0%
Vitamin A	0%
Vitamin C	0%
Vitamin D	0%
Calcium	0%

Serving Size: 8 ounces

©2008 Copyright © 2008, NATIONAL DAIRY COUNCIL. Reprinted, 4, 6/09, 10/09. All rights reserved. Printed in U.S.A.

Source: U.S. Department of Agriculture/Nutrient Analysis. % Daily Values are based on a 2,000 calorie diet.

